

2017-2018 IIHF GOALTENDER EQUIPMENT MEASUREMENT STANDARDS

PREAMBLE

These equipment standards are written in the spirit of “fair play” and are a supplement to the IIHF Rule Book. If at any time the IIHF feels that this spirit is being abused, the offending equipment will be deemed ineligible for play until a hearing has ruled on its eligibility.

GOALTENDER CHEST AND ARM PADS

1. No raised ridges are allowed on the front edges or sides of the chest pad, the inside or outside of the arms, or across the shoulders.
2. Layering at the elbow is permitted to add protection but not to add stopping area. This layering, both across the front and down the sides to protect the point of the elbow shall not exceed **17.78 cm**.
3. Shoulder Cap Protectors must follow the contour of the shoulder cap without becoming a projection/extension beyond or above the shoulder or shoulder cap. This contoured padding must not be more than **2.54 cm** in thickness beyond the top ridge of the shoulder and shoulder cap.
4. On each side, the Shoulder Clavicle Protectors are not to exceed **17.78 cm** in width. Their maximum thickness is to be **2.54 cm**. This protection is not to extend or project above or beyond the shoulder or shoulder cap nor extend beyond the armpit. No insert is allowed between the Shoulder Clavicle Protector and the chest pad that would elevate the Shoulder Clavicle Protector.
5. If when the goaltender assumes the normal crouch position, the shoulder and/or shoulder cap protection is pushed above the contour of the shoulder, the chest pad will be considered illegal.

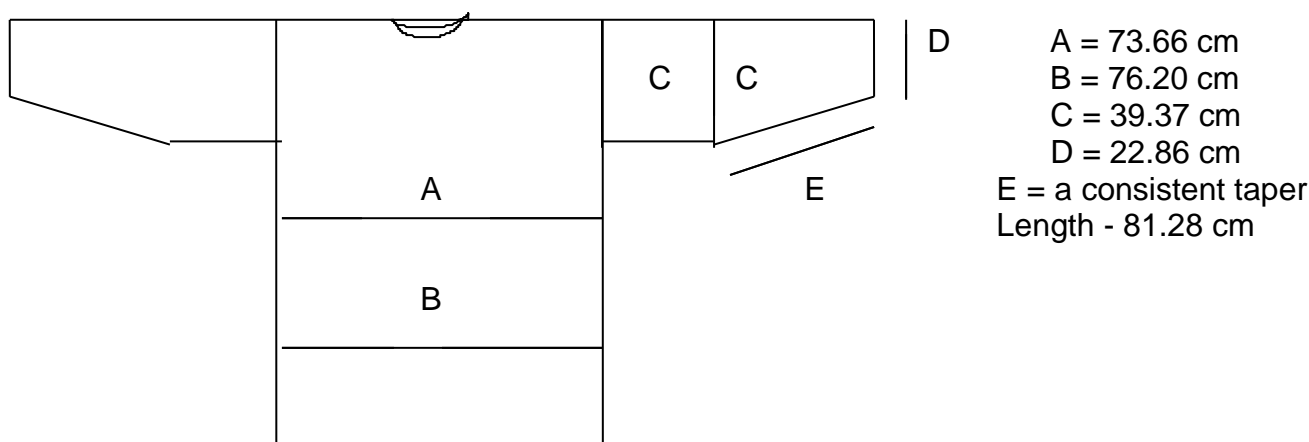
GOALTENDER PANTS

1. Due to the fact that the pants are made by and supplied by an IIHF supplier under agreement with the IIHF, under no circumstances are pants allowed to be altered or adjusted by any one other than by a designated IIHF representative. Should the request be made, only a designated IIHF representative can authorise such an adjustment.
2. No internal or external padding is allowed on the pant leg or waist beyond that to provide protection (no outside or inside ridges).

3. The maximum width (straight line) of the thigh pad across the front of the leg of the pant is **25.40 cm**. If the groin and/or hip pads extend beyond the edge of the front thigh pad they are to be included in this **25.40 cm** measurement. This measurement is to be taken while the goaltender is in an upright standing position. This measurement is to be made **12.70 cm** up from the bottom of the pant leg.
4. The same alteration policy, dimensions and measurement procedures will be performed on IIHF supplied goaltender pant shells elected to be worn over their own goaltender pants by goaltenders participating in the IIHF Championship program.
5. If the goaltender is wearing his pants or pant shell really loose, which allows him to close the five-hole (the open space between his legs above his pads) when he is in the crouch or ready position, the wearing of the pants or pant shell in this fashion will be considered illegal as per IIHF Rule 194.
6. All thigh pads must follow the contour of the leg. Square thigh pads are considered illegal.
7. All knee protection must be strapped and fit under the thigh pad of the pant leg and not exceed **25.40 cm** allowed for the width of the thigh pad.

GOALTENDER JERSEYS

1. Due to the fact that the jerseys are made by and supplied by an IIHF supplier under agreement with the IIHF, under no circumstances are jerseys allowed to be altered or adjusted by any one other than by a designated IIHF representative. Should the request be made, only a designated IIHF representative can authorise such an adjustment. Please refer to the specifications outlined below.
2. The maximum goaltender jersey size is specified below.
3. No inserts or additions are to be added to the standard goalie cut jersey as produced by the manufacturer. Modifications by the manufacturer beyond these measurements are not allowed.
4. No “tying down” of the sweater is allowed at the wrists if it creates a tension across the jersey such that a “webbing effect” is created in the armpit area.
5. No other tie downs or additions are allowed anywhere on the jersey that create a “webbing effect” by the jersey.
6. The length of a jersey is illegal if it covers any area between the goaltender's legs.
7. As per IIHF Rule 40, Article vi, the jersey must be worn entirely outside of the pants at all times



GOALTENDER CATCHING GLOVE

1. A maximum perimeter of **114.3 cm** is permitted. The perimeter of the glove is the distance around the circumference of the glove. Please refer to the catching glove measurement procedures outlined below.
2. The wrist cuff is must be **10.16 cm** in width (height) and a maximum of **20.32 cm** in length in any part of the wrist cuff (this includes the bindings). The cuff of the glove is considered to be the rectangular portion of the glove protecting the wrist.
3. The distance from the heel of the glove along the pocket and following the contour of the glove to the top of the 'T' trap must not exceed **46 cm**. The heel is considered to be the point at which the straight vertical line of the cuff meets the glove.
4. The catcher glove designed as a "one piece wrist and thumb protection plate" is considered to be legal. (See Enclosure 1)

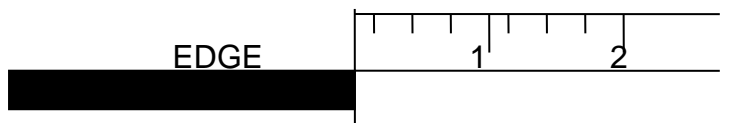
Catching Glove Measurement Procedures:

A. Suggested Equipment

Suggested equipment includes binder clips, straight pins and a 1.57 cm wide fibreglass cloth measuring tape that measures in millimetre increments.

B. Procedure

- To determine the perimeter, the distance around the glove, the tape is to be placed on the outside edge of the glove with the midway line of the tape following the top ridge of the edge/binding.



At the “starting point” of the measurement, anchor the tape with a pin or binder clip.

- Ensure that the midpoint line of the measuring tape follows the outside top ridge of the edge/binding.
- If at the junction of the cuff and catching portions of the glove there is a “jagged joint”, the measurement tape will follow the imaginary perpendicular line to the glove ridge of the catching portion of the glove located above the cuff.
- A jagged joint anywhere else on the glove will not be allowed this “straight line” privilege (i.e. where the trap joins the main glove).
- To determine the “T” trap distance, the tape is to be placed from the heel of the glove along the pocket and following the contour of the glove to the top of the ‘T’ trap (See Figure 1). This distance must not exceed **46 cm**.

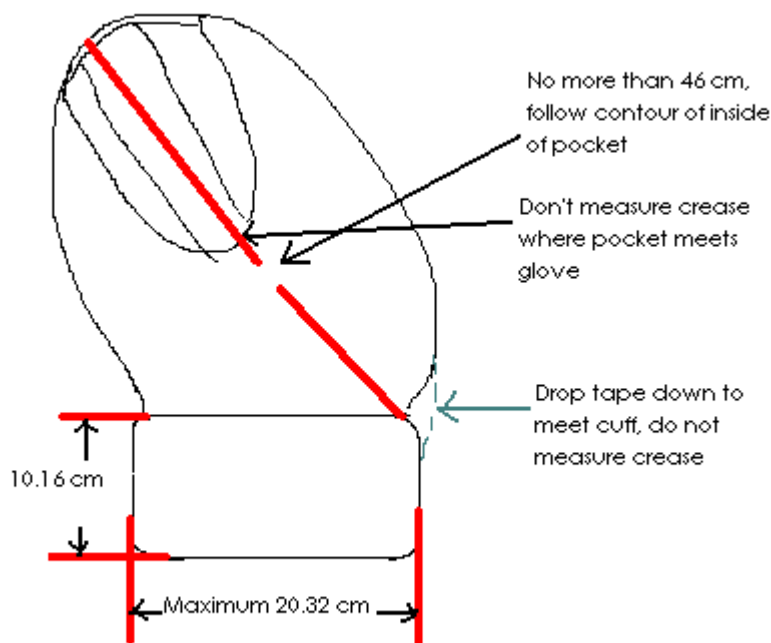


Figure 1

GOALTENDER BLOCKER GLOVE

1. The maximum outside dimensions of the protective padding attached to the back and forming part of the goaltender's blocker glove shall not exceed **20.32 cm** in width and **38.10 cm** in length at any point including the bindings.
2. The flap protecting the thumb and wrist must be fastened to the blocker and this protection must follow the contour of the thumb and wrist. This thumb protective must not exceed **17.78 cm** in extreme length when measured from the top of the blocking surface.

Side view of the blocking Glove

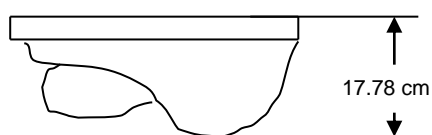


Figure 2

3. Raised ridges are not to be added to any portion of the blocking glove.
4. The blocking glove shall be rectangular in shape.

GOALTENDER LEG PADS

1. The goaltender's leg pads shall not exceed **28 cm** wide when measured on the leg of the goaltender.
2. The length of the goaltender's leg pads should be limited to a maximum of **96.52 cm** from bottom mid-point to top mid-point of the pad.
3. The minimum length of the boot of the pad is to be no less than **17.78 cm**. The boot is the bottom of the pad that sits over the top of the skate. The boot channel of the goaltender pad must be flat or concave in appearance.
4. No attachments such as plastic puck foils are permitted.

Goaltender Leg Pads Measurement Procedures:

A. Suggested Equipment

Suggested equipment includes goaltender leg pad calliper, measuring tape that measures in millimetre increments.

B. Procedure

- The length of the goaltender's leg pad can be measured from the mid-point of the bottom of the pad to the crease of the boot and then continuing up to the top mid-point of the pad.
- The pads seldom come straight and are manufactured with the boot bent as they are.
- The pad can be measured without the goaltender having it on.
- The boot is the portion of the pad that covers the top of the skate-the laces- where the toe cap start and the crease where the pad straightens out. It is measured from the mid-point at the toe-cap to the crease where the pad straightens. The length of the boot of the pad must not be less than **17.78 cm** and this is included in the **96.52 cm** total measurement.

C. Techniques

Measurement of the Length of the Boot and the Length of the Pad

The pads are measured for length while off of the goaltender's legs. Place the pad flat on the ground, front side facing up, and straighten the pad by placing your knee on the horizontal rolls located at the knee portion and pulling up on the pad. Clip your flexible tape on the end of the boot and first measure the length of the boot. If there is a hole where the skate fits through the pad, draw an imaginary line and include this length in your measurement and make this the starting point. Continue up the center of the pad and measure to the top. Watch to make sure the pad does not flare at the top. If this is the case, take the longest measurement from top to bottom. (See Figure 3).

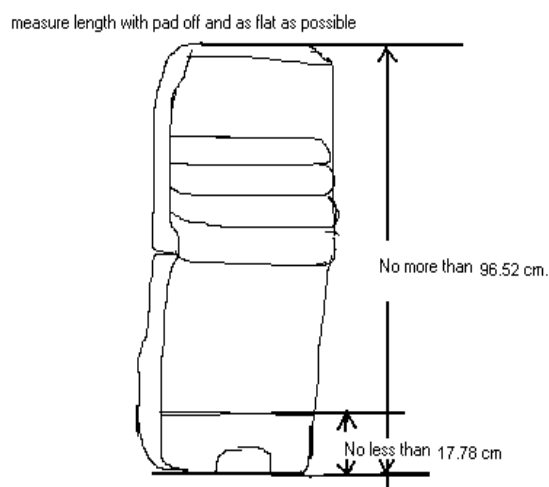
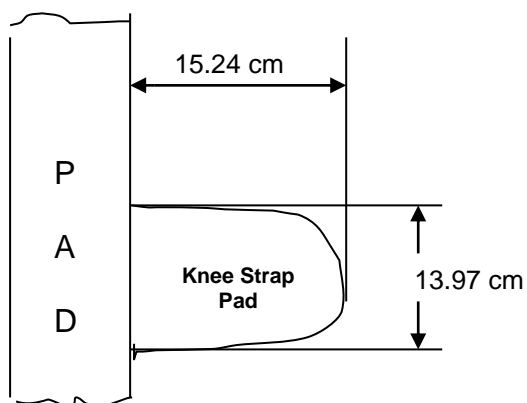


Figure 3

GOALTENDER KNEE PROTECTION

1. All knee protection must be worn under the thigh guard of the pant. All flaps that are attached to the inside of the goal pad above the knee that are not worn under the pant thigh pad will not be permitted.
2. The knee strap pad is the pad that separates the inside of the knee and the ice.
3. The knee protection must be worn with the strap tight and do not cover any portion of the 'Five-hole'. The padding between the knee strap pad and the inner knee channel is not affected by this measurement standard.
4. The knee strap pad is not to exceed **15.24 cm** in length x **13.97 cm** in width x **3.81 cm** in thickness. The knee strap pad must be fastened to the inner raiser.

a) Side view



b) Thickness of the Knee Strap Pad

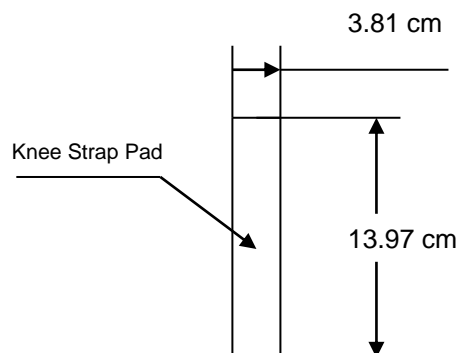


Figure 4

5. The total width measurement of the entire inner knee padding (pad risers), including the outer knee strap pad, must not exceed **6.35 cm** in thickness. The inner kneepads are not to exceed **17.78 cm** in length, **13.97 cm** in width. The length of **17.78 cm** is measured from where the inner padding attaches to the leg pad and back to the end of the inner padding as shown on Figures 4 and 5.
6. In all cases where the pad has been expanded or widened at the location where the pad and the knee strap pad meet, then this extension will be considered as a part of the knee strap pad and will be measured from the imaginary line of the main pad body (See Enclosure 2). The knee pad should not exceed **15.24 cm** in length, **13.97 cm** in width and **3.81 cm** in thickness. The inner knee padding in this case will be also measured from the same imaginary line and should not exceed **17.78 cm** in length and **13.97 cm** in width. All measurements in this case will start from the imaginary line.

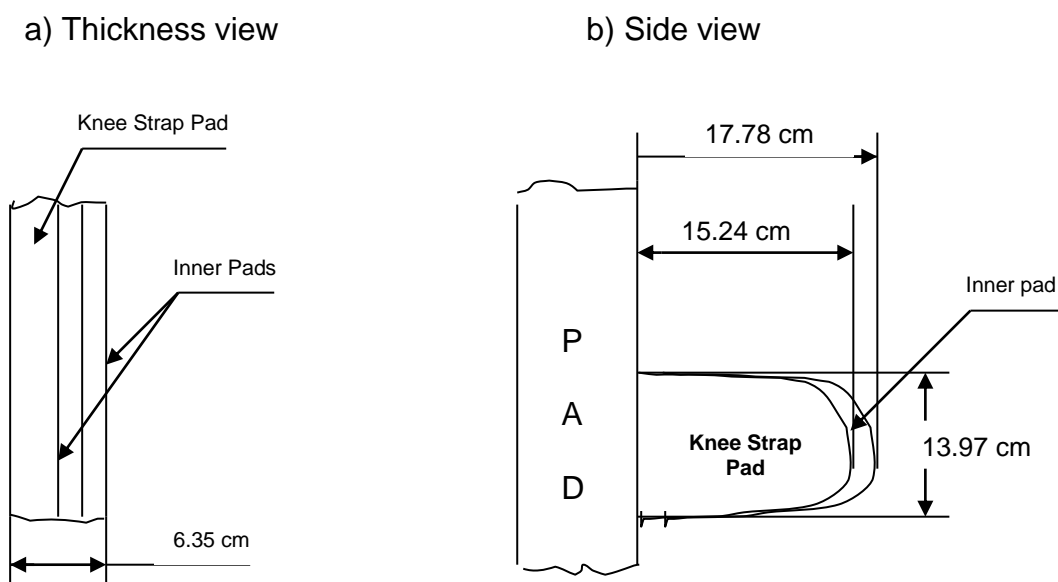


Figure 5

7. Medial rolls (raised seam ridges) will not be permitted.
8. Calf protection must follow the contour of the calf and ankle and can have a thickness of no greater than **3.81 cm**.
9. No raised ridges will be permitted on the calf protector that would be deemed to act as deflectors of pucks.

GOALTENDER SKATES

Any blades, projections or 'cheaters' added to the skate boot in order to give the goaltender additional contact to the ice surface are deemed as performance enhancing, and are prohibited.

SUMMARY

The IIHF Championship Directorate or designated IIHF representative is authorised to make a measurement check of each participating team's goaltender equipment prior to the beginning of the championship event to ensure the compliance with the IIHF Goaltender Measurement Standards.

The IIHF Championship Directorate or designated IIHF representative is authorised to perform random spot checks of participating team's equipment during the championship event to ensure the continued compliance with the IIHF Goaltender Equipment Measurement Standards.

It shall report its findings to the Directorate Chairman, and if necessary, report and request for a goaltender equipment measurement verification due to non-compliance with these standards.

Enclosure 1



Enclosure 2

